

S
C
H
O
O
L

O
F

A
S
T
R
O
L
O
G
Y

&

D
E
P
T
H

P
S
Y
C
H
O
L
O
G
Y



ARCHETYPAL ASTROLOGY HANDBOOK

by Jessica DiRuzza, MFT



Welcome 3

The Planets 4

The Zodiac Signs 5

The Aspects 7

The Natal Chart 10

Developing an Archetypal Eye 12

World Transits 14

Personal Transits 16


Orbital Periods 19

Further Resources 20

Glossary of Terms 23

Appendices 28

Contents





Welcome

As you begin your astrological studies it is important to keep it simple. It can be easy to get overwhelmed before you create a strong foundation. Once you are completely comfortable with the fundamentals, then extend your research into further areas that draw your interest. The archetypal principles associated with the ten planets, including the Sun and Moon, reflect the foundational archetypal forces of the human psyche and reality as a whole.

This guide sets out one way to begin learning the fundamentals of the archetypal astrological perspective by developing the technical language of the three forms of correspondence—the natal chart, world transits, and personal transits. The astrological perspective is a tool which can provide a tremendous deepening of one's self-reflective capacities and, when fully understood, offers a worldview in which the human being is a meaningful center, intrinsically interconnected and embedded in a highly creative and intelligent universe.

✦ Blessings to you on your unfolding journey. ✦

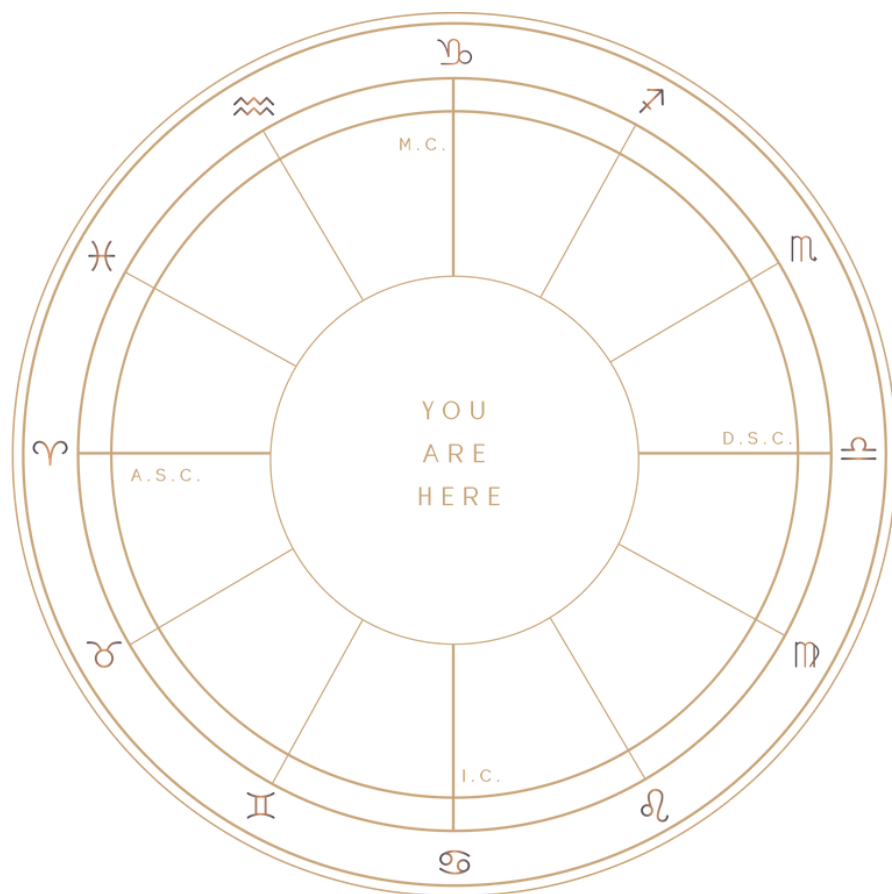


GLYPH	NAME
	M o o n
	S u n
	M e r c u r y
	V e n u s
	M a r s
	J u p i t e r
	S a t u r n
	U r a n u s
	N e p t u n e
	P l u t o

#1 Memorize the glyphs of the 10 major celestial bodies

The planets represent the forces of our psyche, they hold the most weight and importance in the natal chart.

#2 Memorize the order of the 12 signs of the Zodiac as it moves counterclockwise in a circle.



GLYPH	NAME
♈	Aries
♉	Taurus
♊	Gemini
♋	Cancer
♌	Leo
♍	Virgo
♎	Libra
♏	Scorpio
♐	Sagittarius
♑	Capricorn
♒	Aquarius
♓	Pisces

Western astrology employs the Tropical Zodiac, which uses the vernal equinox (0° Aries) as the beginning point, and is based upon the movement of the Sun in correlation with the seasons.

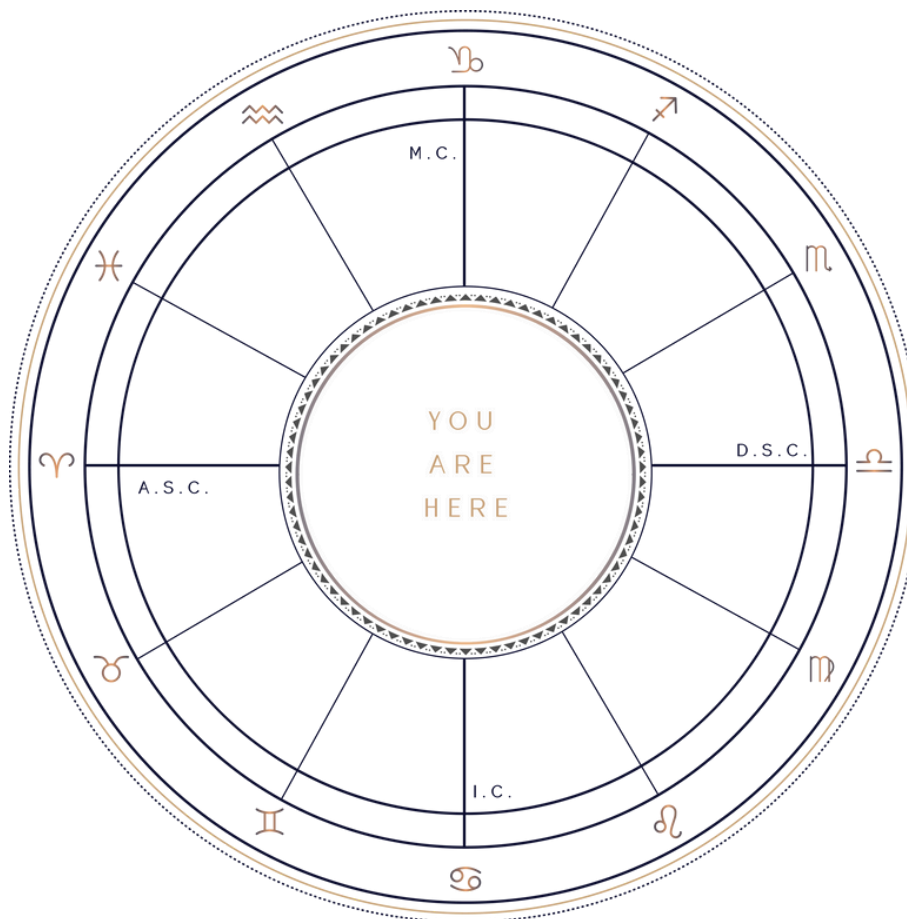
ASC.	Ascendant
DSC.	Descendant
M.C.	Medium Coeli
I.C.	Imum Coeli

(The M.C. is also referred to as the Mid-Heaven)

Basics of the Zodiac:






- 360° (Zodiac) / 12 (signs) = 30° (number of degrees per sign)
- Each sign begins at 0° and ends at 29°
- Each degree has 60' (minutes)
- The signs stylize, color, or give flavor to the planets

Above and below are images of the zodiac depicting the counterclockwise order of the signs beginning with the first sign of the zodiac, Aries, on the Ascendant. The image also depicts the positions of the four- quadrature angles of the chart. Use this as a visual reference for memorizing the order of the signs and their relationships to one another and becoming familiar with the angles of the chart.



#3 Learn the major aspects and the degrees of orbs of influence used in natal chart analysis

NATAL ASPECTS & ORBS OF INFLUENCE

ASPECT	NAME	ANGLE	NATAL ORBS
	Conjunction	0°00′	10°-12° (up to 15°)
	Opposition	180°00′	10°-12° (up to 15°)
	Trine	120°00′	8° - 10°
	Square	90°00′	8° - 10°
	Sextile	60°00′	4° - 6°

The orb of influence is a general guideline, not an absolute. You can assume, however, that for natal charts all aspects are operative up to 8°, except the sextile, which is operative up to at least 4°. Orbs are dependent on several factors, such as which planets are involved. For example, the Sun and Moon (core parts of psyche) tend to operate with wider orbs, especially in configuration with the outer planets, as well as outer planetary combinations with themselves.

#4 Memorize the geometrical or angular relationship between signs.



Conjunction (0°)

- Dynamic or hard aspect
- New moon position
- Dividing the circle by one



Opposition (180°)

- Dynamic or hard aspect
- Full moon position
- Dividing the circle by two
- Six signs away from each other

Zodiac oppositions:

- Aries is opposite Libra
- Taurus is opposite Scorpio
- Gemini is opposite Sagittarius
- Cancer is opposite Capricorn
- Leo is opposite Aquarius
- Virgo is opposite Pisces



Trine (120°)

- Confluent or soft aspect
- Dividing the circle by three
- Four signs away from each other
- All signs of same element:

Zodiac trines:

- Fire signs = Aries - Leo - Sagittarius
- Earth signs = Taurus - Virgo - Capricorn
- Air signs = Gemini - Libra - Aquarius
- Water signs = Cancer - Scorpio - Pisces

N
A
T
A
L

C
H
A
R
T



Square (90°)

- Dynamic or hard aspect
- Dividing the circle by four
- Three signs away from each other
- All signs of the same modality:

Zodiac squares:

- Cardinal signs: Aries - Cancer - Libra - Capricorn
- Fixed signs: Taurus - Leo - Scorpio - Aquarius
- Mutable signs: Gemini - Virgo - Sagittarius - Pisces



Sextile (60°)

- Confluent or soft aspect
- Dividing the circle by six
- Two signs away from each other
- Learn which signs (elements) are harmonious together:

Fire is harmonious with Air

Example: Aries (fire) ✕ Gemini (air)

Earth is harmonious with Water

Example: Taurus (earth) ✕ Cancer (water)




NATAL CHART

#5 To begin your astrological practice, the best place to start is with your natal chart.

- You will need your birth date, time, and place.
 - You may print a free chart at www.astro.com or www.astro-seek.com → Follow the links
 - Practice drawing your natal chart on the blank mandala provided for you at the end of this guide. This will help you memorize the placement of your planets and become more familiar with the areas of the natal chart.
 - Draw the chart until you have it memorized
1. First draw the glyphs of the 10 planets
 2. Write the degree of the planets
 3. Include degrees for ASC, M.C., DSC, and I.C.
 4. Draw the sign that the planets, ASC, M.C. DSC and I.C. are in
 5. Draw aspects between the planets on the inside of the circle

#6 Learn the natal chart's order of significance

1. Conjunction with the Sun, Moon, ASC, M.C., DSC, I.C.
2. Any other major aspect to Sun and Moon
3. Any stellium: 3 or more planets in conjunction
4. Any major configuration (e.g. t-square, grand-cross, grand trine)
5. Conjunction of 2 planets
6. Any tight major aspect, typically anything less than 5° (generally, the tighter the aspect, the more potent the configuration)
7. The signs of the zodiac that the Sun, Moon, and ASC are in.




#7 Developing an archetypal eye

Up to this point, you have been learning the technical aspects of astrology. Now you should learn about the planetary archetypes.

Read as much as you can on the archetypes and begin to reflect deeply on how these manifest in your own life and the world around you.

Begin with [Richard Tarnas' An Introduction to Archetypal Astrology](#). This was written as a preparatory introduction to archetypal astrology for those interested in having an astrological consultation. It is a concise and in depth summary of the light and shadow qualities associated with the 10 planetary archetypes.








#8 Things to remember

1. There are light and shadow, clear and distorted, life-enhancing and life-detering sides to each archetype and archetypal combination.
2. It is strongly recommended to read as many astrological interpretations of the archetypes as possible. Each interpretation stems not only from that astrologer's life experiences but also from their astrological natal chart, the lens through which they view all things, containing its unique configurations and archetypal complexes. Each astrologer has their own unique insights but also blind spots. The more perspectives you take in, the better rounded and balanced your understanding will be.
3. One of the most empowering attributes of the astrological perspective is that as we become more familiar with the archetypal dynamics within our natal chart and thus in our psyches, we are enriched with greater capacity to engage consciously with the often otherwise unconscious forces of our psyche.
4. Important: It is crucial to remember that archetypal astrology is archetypally predictive, not concretely predictive.



World Transits

ASPECTS & WORLD TRANSITS' ORBS OF INFLUENCE

ASPECT	NAME	ANGLE	WORLD TRANSIT ORBS
	Conjunction	0°00'	15° (up to 20°)
	Opposition	180°00'	15° (up to 20°)
	Trine	120°00'	10° - 12°
	Square	90°00'	10° - 12°
	Sextile	60°00'	4° - 6°

World transits are operative from the first moment the planets come into the orb of influence until the very last time they exit the orb of influence, even if they leave the orb of influence during retrograde time periods.



World Transits



Transits are archetypal wave forms that begin as the planet approaches the outer orb of influence (sometimes referred to as the penumbral phase of the transit) and increase in potency when the transit is tightest in orb, then decrease in potency as the planet separates and leaves the orb of influence. However, transits are not light switches that turn on and off. They are waveforms that ebb and flow. Transits activate, catalyze, and bring into manifestation with more vividness while the planets are in aspect. However, the transit creates ripples through time and space whose effects continue to be seen.

Inner planet transits aligning with outer planet transits tend to activate the longer acting outer planet transits.

Synchronic patterning: Events that carry similar archetypal themes occur throughout space in the collective






*Transits are not
light switches that
turn on and off.
They are waveforms
that ebb and flow.*

psyche during the same period of time—these correlate to the particular planetary alignment happening during that particular world transit.

Diachronic patterning: Archetypal themes correlating to a specific planetary alignment during one period of time will resurface at the next quadrature of that planetary alignment. These are similar archetypal themes expressing themselves in subsequent periods of history, reflecting a similar zeitgeist of the collective psyche.

Personal Transits

ASPECTS & PERSONAL TRANSITS' ORBS OF INFLUENCE


ASPECT	NAME	ANGLE	PERSONAL TRANSIT ORBS
	Conjunction	0 °	3 ° - 5 °
	Opposition	180 °	3 ° - 5 °
	Trine	120 °	3 °
	Square	90 °	3 ° - 5 °
	Sextile	60 °	3 °

Personal transits are operative from the first moment the planets come into the orb of influence until the very last time they exit the orb of influence, even if they leave the orb of influence during retrograde time periods.

The outer planets carry more archetypal power during personal transits, as they last significantly longer than inner planet transits. They therefore deserve more attention in their overarching influences.

When any planet is stationary, meaning staying in the same position in the sky—which occurs before going retrograde and direct—its transiting power increases in potency.

Remember, transits are fields of energy, just as aspects are in the natal chart. Transits activate the fields of energy of natal configurations. For example, when two natal planets are in a 5° conjunction, both planets will be activated when one is activated, even if the other is outside the orb of influence.



#1 Personal Transit exceptions

- Saturn transits to all planets: 5°-7° approaching and separating (Saturn's nature is to hold on)
- Saturn return: 20° approaching and separating
- Saturn opposing itself: 10° approaching and separating
- Mars transits: 7°- 9° approaching and 3°- 5° separating (Mars' nature is to leap forward and then quickly fade)
- Uranus opposition and return: 8 - 10° approaching and separating
- Transiting planets aspecting themselves activate earlier and stronger


ASPECTS & PERSONAL TRANSITS' ORBS OF INFLUENCE

ASPECT	NAME	ANGLE	PERSONAL TRANSIT ORBS
	Conjunction	0°	3° - 5°
	Opposition	180°	3° - 5°
	Trine	120°	3°
	Square	90°	3° - 5°
	Sextile	60°	3°

#2 Order of significance in transiting planets:

Begin with outer planets and move inward. Outer planets are farther from the Sun and therefore have longer orbital periods around the natal chart, thus lasting longer than inner planet transits. The rarer the transit, i.e. the farther out from the Sun, the more powerful the transit, generally speaking.

- Outer planet transits to the Sun and Moon and four angles (Ascendant (ASC), Mid-Heaven (M.C), Descendent (DSC), and Imum Coeli (I.C.))
- Outer planet transits to themselves, e.g. Saturn return, Uranus opposition and return, Neptune square Neptune, Pluto square Pluto
- Outer planet transits to all other planets
- Inner planet transits that activate longer outer planet alignments



#3 Planetary orbits around the Sun and lengths of personal transits

The planetary orbital period around the Sun and the chart (tropical period) are the same amount of time for all planets outside the Earth's orbit from the Sun. Planets inside the Earth's orbit take 1 year to go around the chart (different than the amount of time it takes for them to orbit the Sun). For astronomical reasons, Venus and Mercury always appear relatively close to the Sun from the earth's point of view, and thus take about the same time as the Sun to go around the chart, 1 year. The Moon takes 27.3 days to go around the chart (orbiting the earth).

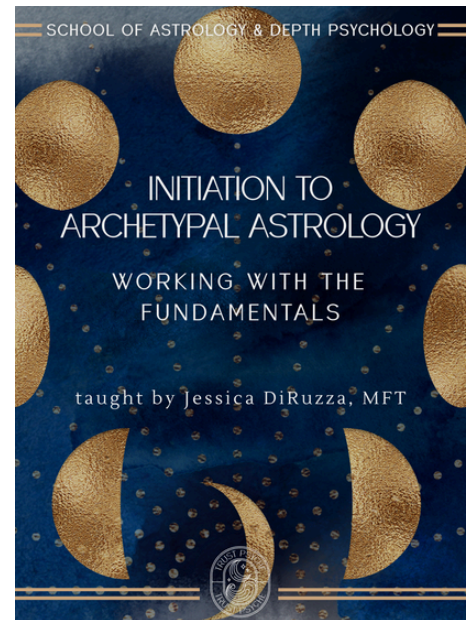
NAME	ORBIT AROUND SUN	LENGTH OF PERSONAL TRANSIT
Pluto	248 years	5-10 years (depends on where it is in orbit around Sun)
Neptune	165 years	4-6 years
Uranus	84 years	3-4 years (except Uranus aspecting itself)
Saturn	29.5 years	1-2 years (except Saturn aspecting itself)
Jupiter	12 years	1 month – 1 year (depends on retrograde motion)
Mars	2 years	2-3 weeks (except during retrograde: up to 6 months)
Venus	225 days	1 week (except during retrograde: up to 4 months)
Mercury	88 days	1 week (except during retrograde: up to 6 weeks)
Sun	--	A few days
Moon	--	Half day

Further Resources

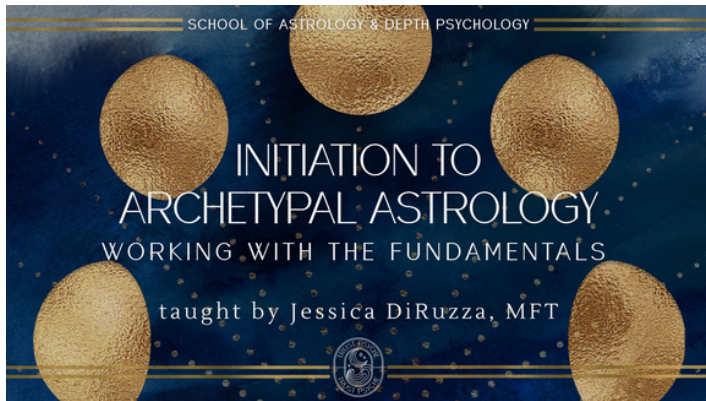
Thank you for living astrology with us! Here are some further Trust Psyche resources to support you on your unfolding journey:

- [Take the class that this guide was created for!](#)
- [TrustPsyche.com](#) - for all our offerings
- [Check out our other handbooks](#)
- [Study our entire online astrology curriculum](#)
- [Get an astrology reading](#)
- [Receive psychotherapy or professional consultation](#)
- [Watch us on YouTube](#) (Subscribe, Like, Follow!)
- [Follow us on Instagram](#)
- [Listen to the Trust Psyche Podcast](#)
- [Read our Blog](#) (subscribe straight to your inbox)

Reach out to us any time: Travis@TrustPsyche.com



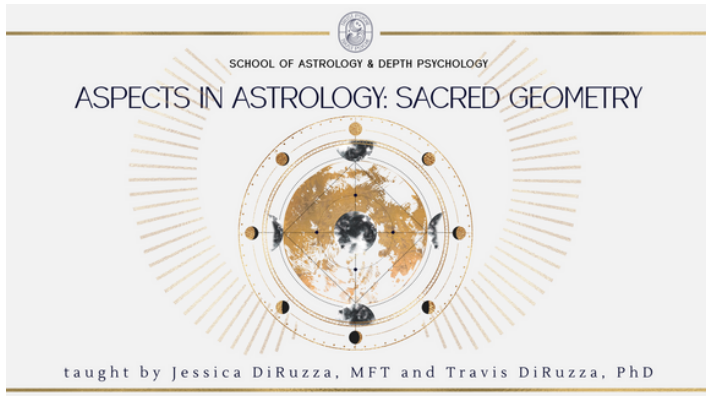
The Trust Psyche Curriculum



The entry point to archetypal astrology, where you learn the technical side of how to read birth charts and transits—including the aspects, planets, signs, and houses—combined with a broader understanding of the worldview of archetypal cosmology.



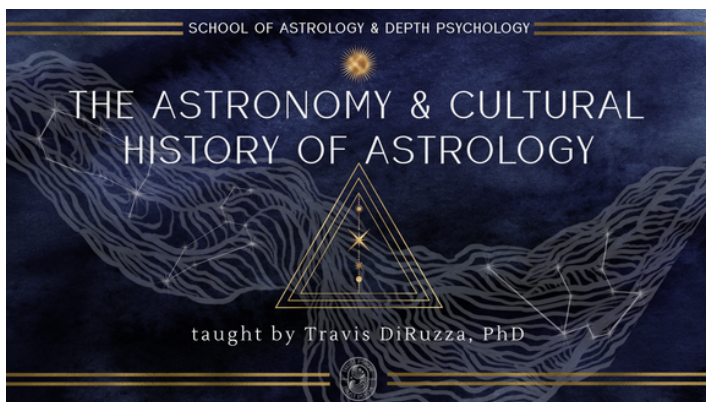
The meaning of the planets in aspect—the 45 archetypal combinations, from Sun & Moon out to Neptune & Pluto—interpreted from psychological, relational, familial, personal, conceptual, physical, emotional, and spiritual perspectives.



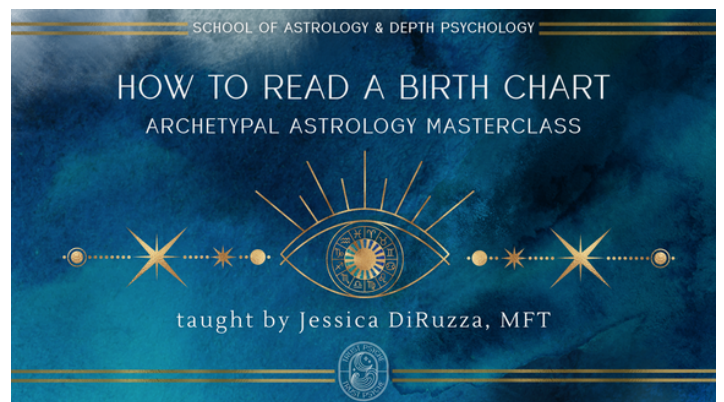
Breathing new life into a traditional topic—psychological, historical, mathematical, geometric, musical, harmonic, and archetypal approaches to each aspect.



Mapping and understanding the past, fully participating with the present, and preparing for our futures—by tracking and tending to the relationship between the world transits of the anima mundi and our own natal charts.

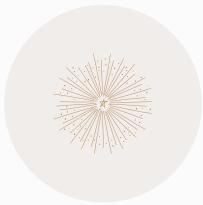


Astrology has constantly evolved alongside our understanding of astronomy and our cultural beliefs about our place in the cosmos. The story of astrology is very much the story of humanity awakening to its place in the cosmos.



Reading a birth chart is reading both a sacred text and a person's soul. Within the counseling space of astrology, it is essential that we know how to read both—the chart and the person before us.

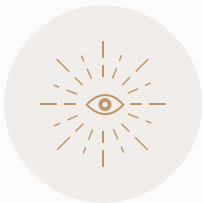
Further Resources



Free Natal Chart

To begin your astrological practice, the best place to start is with your natal chart. You will need your birth date, time, and place. You may print a free chart at astro.com or astro-seek.com. Follow the links.

[Get It Now](#)



Developing an archetypal eye

Begin with Richard Tarnas' [An Introduction to Archetypal Astrology](#). This was written as a preparatory introduction to archetypal astrology for those interested in having an astrological consultation.

[Get It Now](#)




More video lectures & discussions

[Trust Psyche YouTube channel](#) has years' worth of lectures, podcast episodes, and interviews about astrology. Jessica has done many talks about questions that have come up for her students in class. There you will also find other inspiring people to read and listen to.

[Get It Now](#)

Astrology Software Recommendations



[Astro Gold](#)

The software that Jessica currently uses. It offers all the major features one needs for natal charts and transits, including bi-, tri-, and quad-wheels, as well as advanced calculations such as secondary progressions, composite charts, and solar returns. Available for Mac, iOS, and PC.



[Solar Fire](#)


The most sophisticated astrology software out there. It does everything under the sun, including astrocartography. Available only for PC.

[Time Passages](#)

[IO](#)

[Luna](#)

A subscription based cloud software available for \$5/month or \$36/year. Cancel anytime.



[Astro.com](#) & [Astro-seek.com](#)

Free online options that will perform many calculations but are often more time consuming and cumbersome than the softwares above.

You can use an ephemeris to track planets if you already use this method and enjoy it. If you need assistance in programming your astrology software, go to the website of the software where they typically have tutorials and online support. You can also watch YouTube videos where other astrologers show you how to use your software - type in the software you use and what you want to learn to program. Travis offers a short AstroGold tutorial on your course page.

Glossary of Terms

Archetype:

this is a highly complex phenomenon. As concisely as possible, it may be thought of as a universal primordial essence that informs, impels, and permeates all levels of existence. A longer definition: Archetype derives from the Greek adjective archetypos, which has two root words, arkhe (pl. archai) meaning "first" or "original" and typos, meaning "model" or "type". According to Archai, the Journal of Archetypal Cosmology, "Archai means original forms or fundamental principles in Greek and refers, as in the mythic and Platonic vision of ancient Greece, to the underlying primordial essences and forces that animate the cosmos". These primordial essences or energies are the origins of existence, the manifestation of form, they constitute the human psyche and the cosmos as a whole. Archetypes infinitely transcend and permeate both the macrocosm and microcosm of the universe. Thus, all things and all processes in the universe are a representation of an archetype or an archetypal combination. There are myriad ways in which to view and understand archetypes, but in light of simplicity, three distinct ways are as mythic gods and goddesses as in the Homeric perspective, as Ideas or Forms in the Platonic tradition, or as psychological constituents as in the Jungian understanding.

Aspect:

angular geometrical relationship between two or more planets.

Ascendant (ASC):

one of the four-quadrature angles of the chart. Also known as the rising sign, it is the sunrise or ascending position on the eastern horizon, where the zodiacal sign and degree are at the specific time and location of one's birth. If there is a planet(s) conjunct the ascendant, that planetary archetype(s) tends to be quite prominent in one's life. The ascendant is associated with how one engages the world from moment to moment. It reflects the way one initially presents him or herself to the world.

Celestial body or Planet:

includes the Sun, Moon and eight planets of the solar system (in the astrological tradition, Pluto is still considered a planet).

Cosmology:

an account or theory of the origins of the universe. It is an extension of one's worldview – the underlying beliefs and principles one holds both consciously and unconsciously about the nature of existence and reality, the human being's place in the world; why we are, where we came from, and where we are going.

Descendant (DSC):

one of the four-quadrature angles of the chart. It is the sunset position or the descending position on the western horizon, where the zodiacal sign and degree are at the specific time and place of one's birth. If there is a planet(s) conjunct the descendant that planetary archetype(s) tends to be prominent in one's life. It is the area of the chart associated with how one draws energy or people into one's life and is also associated with relationships.

Diachronic patterning:

Archetypal themes correlating to a specific planetary alignment during one period of time will resurface at the next quadrature of that planetary alignment. These are similar archetypal themes expressing themselves in subsequent periods of history, reflecting a similar zeitgeist of the collective psyche.

Element:

each sign is associated with one of the four classical elements of fire, earth, air and water. Fire and air are considered to have positive polarity and are masculine or yang oriented, earth and water are considered to have negative polarity and are feminine or yin oriented.

Forms of correspondence:

the three forms of correspondence are natal charts, world transits, and personal transits. These three forms are how astrologers track the archetypal patterns in the human psyche and world psyche. There are further forms of correspondence, such as synastry and composite charts, progressions, and solar return charts.

Grand-cross:

consists of two different oppositions that are also square to one another forming a cross or large diamond/square.

Grand-trine:

consists of three trines forming one large triangle. Typically, there is one planet for each sign of the same element. Each planet is 120° from the other two planets in either direction, thus forming one large triangle.

Hard or dynamic aspect:

includes the conjunction, opposition and square. It is a challenging aspect that requires more work and participation from the individual to integrate the archetypal energies involved. They tend to have more dynamic tension that presses us into being, but once integrated offer true gifts and wisdom in our lives.

Imum Coeli (I.C.):

one of the four-quadrature angles of the chart. Imum Coeli is a Latin word meaning "bottom of the sky". It is the mid-night position or the lowest position of the chart. If a planet(s) is conjunct the Imum Coeli, that planetary archetype(s) tends to be prominent in one's life. It is the area of the chart associated with one's roots, ancestry, past, home-life, family and foundation.

Mid-Heaven (M.C.):

one of the four-quadrature angles of the chart, also called Medium Coeli, a Latin word meaning “middle of the sky”. It is the high-noon position in the chart, marked by the intersection of the ecliptic and the local meridian (which is not the same as the point directly overhead, the local zenith). If a planet(s) is conjunct the Mid-Heaven that planetary archetype(s) tends to be prominent in one’s life. It is the area of the chart associated with career, how the public views the person over the trajectory of one’s life, as well as one’s aspirations and goals.

Modality:

a quality associated with each sign. There are three modalities, which move counterclockwise through the Zodiac beginning with the Cardinal sign of Aries. The three modalities are Cardinal, Fixed, and Mutable. The Cardinal signs represent the beginning of each season, the fixed represent the middle of the season, and the mutable represent the ending of the season, as it transitions into the following season.

Natal chart:

also referred to as birth chart or horoscope. It illustrates the placement of the planets including Sun and Moon at the time and place of one’s birth.

Orb:

range of degrees of influence between planets where the field of archetypal energy of a certain aspect is operative.

Soft aspect:

includes trine and sextile. This is a harmonious aspect where the exchange of energy between archetypes has an easier flow. They are considered to be latent potentials and gifts we are innately born with, but that may go by the wayside if one does not activate them through participation.

Stellium:

a conjunction of three or more planets. This is a major configuration within the chart where the archetypes associated with each planet are fusing together.

Synchronic patterning:

events that carry similar archetypal themes occurring throughout space in the collective psyche during the same period of time, and which correlate to the particular planetary alignment happening during that particular world transit.

T-square:

consists of at least two planets in an opposition where a third planet is at the mid-point of these two planets, thereby squaring them both and forming a "T" shape.

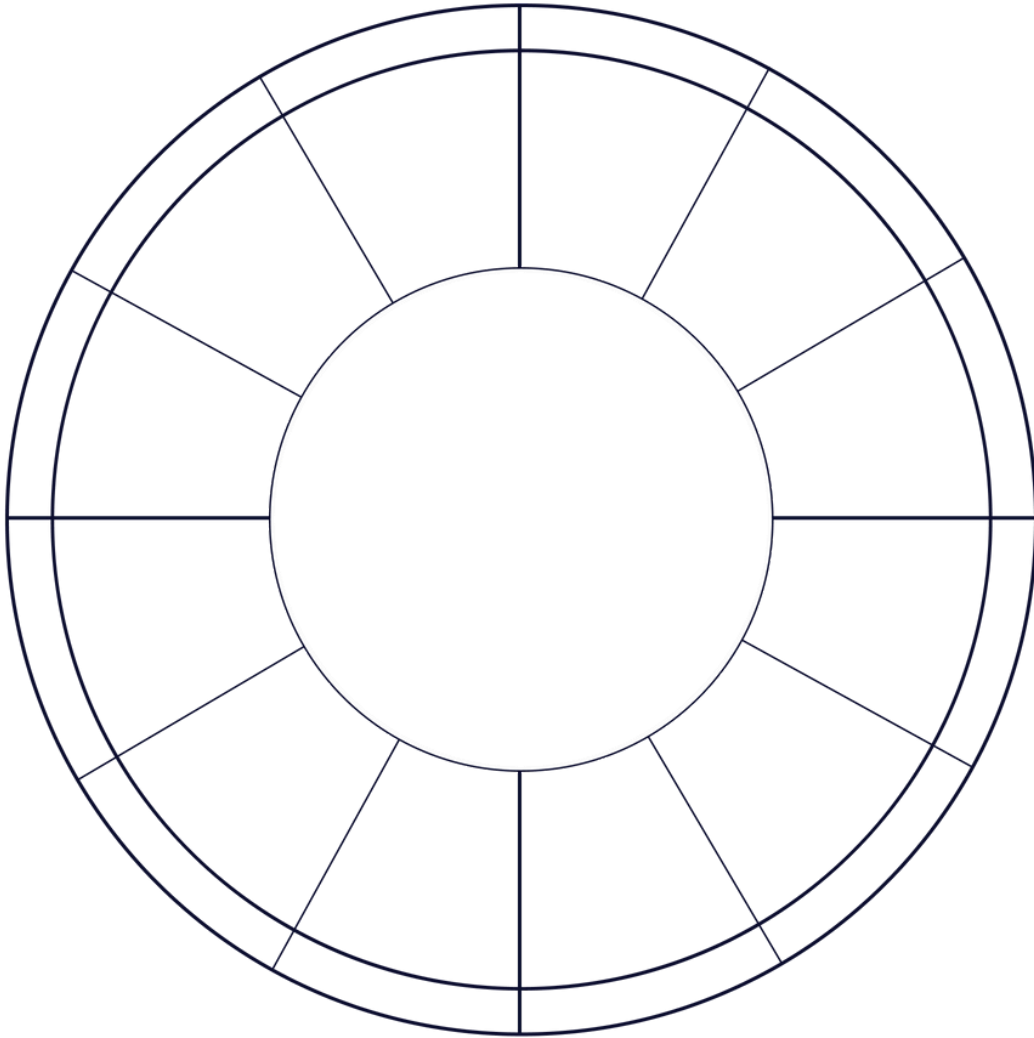
Quadrature alignments:

successive dynamic aspects which include the conjunction, waxing square, opposition, waning square, and then returning to the conjunction to begin the cycle again. Diachronic patterning is typically apparent at each of these successive quadrature alignments.

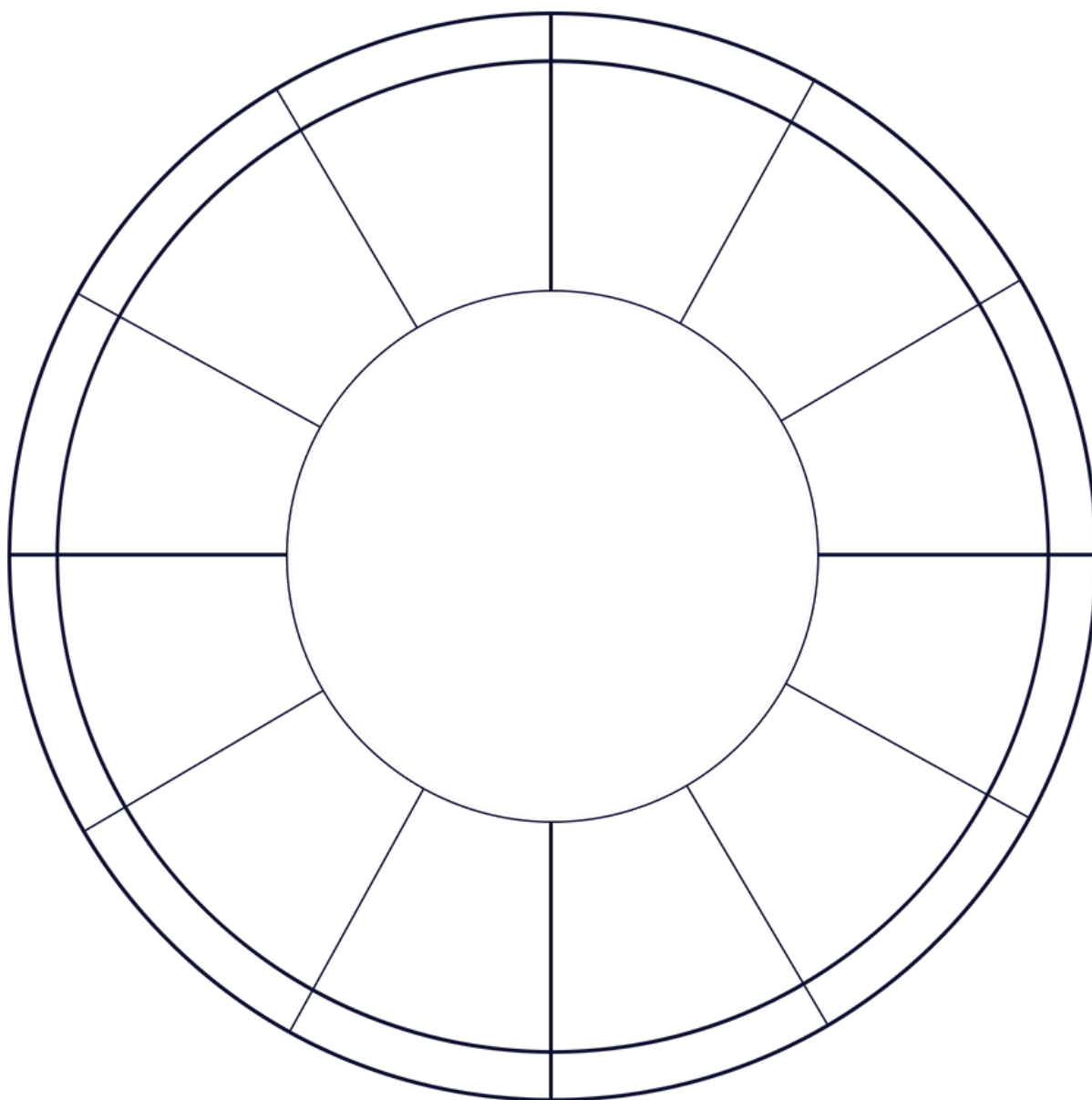
Zodiac:

Greek word literally meaning "belt of life". It is comprised of the 12 signs or constellations traditionally associated with western astrology, creating a 360° circle that lies along the ecliptic.

Draw your birth chart



1. First draw the glyphs of the 10 planets
2. Write the degree of the planets
3. Include degrees for ASC, M.C., DSC, and I.C.
4. Draw the sign that the planets, ASC, M.C. DSC and I.C. are in
5. Draw aspects between the planets on the inside of the circle

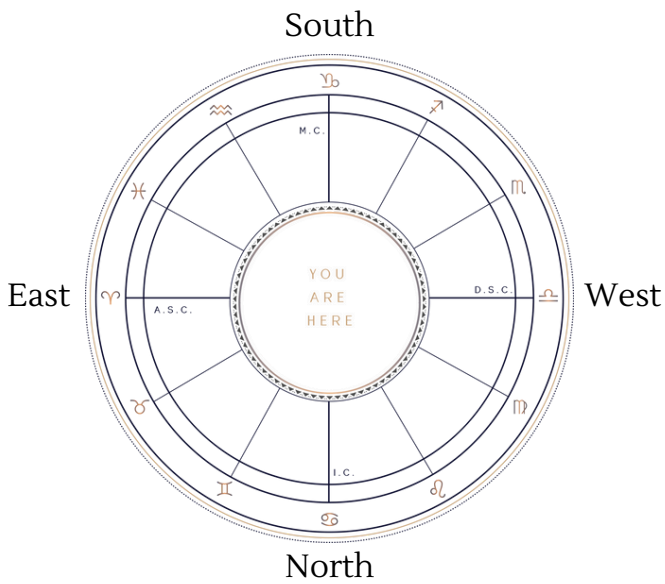











GLYPH	NAME
☾	M o o n
☼	S u n
☿	M e r c u r y
♀	V e n u s
♂	M a r s
♃	J u p i t e r
♄	S a t u r n
♅	U r a n u s
♆	N e p t u n e
♇	P l u t o








GLYPH	NAME
♈	Aries
♉	Taurus
♊	Gemini
♋	Cancer
♌	Leo
♍	Virgo
♎	Libra
♏	Scorpio
♐	Sagittarius
♑	Capricorn
♒	Aquarius
♓	Pisces

ASC.	Ascendant
DSC.	Descendant
M.C.	Medium Coeli
I.C.	Imum Coeli








NATAL ASPECTS & ORBS OF INFLUENCE			
ASPECT	NAME	ANGLE	NATAL ORBS
	Conjunction	0°	10°-12° (up to 15°)
	Opposition	180°	10°-12° (up to 15°)
	Trine	120°	8°-10°
	Square	90°	8°-10°
	Sextile	60°	4°-6°
MINOR ASPECTS			
	Semisquare	45°	2°-3°
	Sesquiquadrate	135°	2°-3°
	Quincunx	150°	2°-3°

ASPECTS & PERSONAL TRANSITS' ORBS OF INFLUENCE

ASPECT	NAME	ANGLE	PERSONAL TRANSIT ORBS
	Conjunction	0°	3°-5°
	Opposition	180°	3°-5°
	Trine	120°	3°
	Square	90°	3°-5°
	Sextile	60°	3°

ASPECTS & WORLD TRANSITS' ORBS OF INFLUENCE

ASPECT	NAME	ANGLE	WORLD TRANSIT ORBS
	Conjunction	0°00'	15° (up to 20°)
	Opposition	180°00'	15° (up to 20°)
	Trine	120°00'	10°-12°
	Square	90°00'	10°-12°
	Sextile	60°00'	4°-6°



— SCHOOL OF ASTROLOGY & DEPTH PSYCHOLOGY —

Thank you!

